

L3 100G Data Center Switch with 100G uplink

32-Port 100G QSFP28

L3D-100XGF32-100GF

airlive®



Rich L3
Features

32 Port
QSFP28 100G

L3 DHCP
Server/Relay

2x 10G SFP+
Heartbeat

MLAG

Redundant
Power input

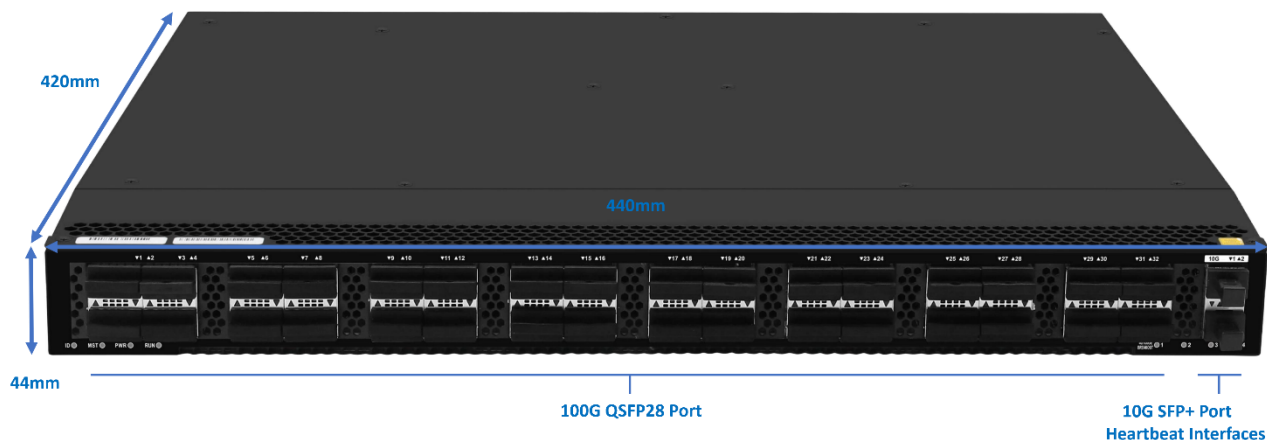
6.4Tbps
High Bandwidth

VxLAN
EVPN

Overview

Data Center Switch with L3 Features and Super High Speed

The AirLive L3D-100XGF32-100GF offers high performance full 32 port 100G QSFP28 in a compact 1U form factor it also has two additional 10G SFP+ ports for Heartbeat function which are used to monitor the operational status of network switches. The AirLive L3D-100XGF32-100GF with its Broadcom chipset is ideal for Data Centers, and large network users like campus. Combining advantages of zero packet loss, low latency, and non-blocking performance for lossless Ethernet. The layer 3 switch incorporates rich features, including EVPN-VXLAN, MLAG, VRRP, OSPF etc. for scalable and flexible data center designs, redundant hot-swappable power supplies and fans for high availability and security.



Features

- Rich Layer 3 Features
- Broadcom Chipset
- SNMP, Console, SSH and Telnet
- Interconnect across Datacenters based on VxLAN
- VXLAN Layer 2 switching and Layer 3 gateway EVPN VXLAN
- Support Guest VLAN, Voice VLAN
- IPv4/IPv6 L3 static routes, GRE tunnel
- Support IPv6 dynamic routing OSPFv3, ISISv6, and BGP4+
- Support IPv4 dynamic routing OSPF, ISIS, and BGP
- NETCONF network management protocol supported
- Support Neighbor Discovery (ND) and PMTU
- CLI and Command Script for advance setting; SNMP used for popular network tools management.

Major Specifications

- 32 x 100G QSFP28 Ports (Breakout Cable 4x 25G Supported)
- 2 x 10G SFP+ (Heartbeat interfaces only)
- High Bandwidth 6.4Tbps
- 1 x RJ-45 Console port
- 1 x RJ-45 External Management port
- 2 x 500W AC Redundant power input
- 2x Hot-swappable Dual Fan Module
- Support ACL, RADIUS, TACACS+, DHCP Snooping, for Security
- MLAG Virtualization Technology
- Optional DC or HVDC power input

High Availability And Multi-Service Support

- Support MLAG (Max 64 Groups)
- Support Stacking (Max 2)
- Support Virtual Router Redundancy Protocol (VRRP)
- Support BFD fast forwarding detection and other mechanisms
- Support IPv4/IPv6 Dual Protocol Stack
- Support Unicast Routing
- Support Hot swap without affecting normal operation of other devices
- Support QinQ

Error-Free Network Configuration

- Support EVPN-VXLAN
- Support NETCONF, etc. Configuration and Automation Tools
- Support DHCP snooping
- Support hardware-based IPv6 ACLs

Secure And Simplified Access for Users

- Support SNMP (SNMPv1,v2c,v3)
- Support the Secure Shell (SSH) and SNMPv3
- Support the source IP-based Telnet device access control
- Support Console
- Support hardware CPU protection mechanism

Maximize Your Network's Efficiency with Switch Stacking

Transform your network infrastructure with the revolutionary concept of switch stacking. This innovative technology allows you to manage multiple switches as a single entity, streamlining network operations and boosting efficiency. The AirLive L3D-100XGF32-100GF can do stacking up to 2 units below the master.

Effortless Management: With switch stacking, you can control an entire stack of switches with the simplicity of managing just one, freeing up valuable time and resources.

Future-Proof Networking: As your business scales, switch stacking grows with you. Easily add more switches to the stack without the hassle of complex configurations.

Reliability Redefined: Say farewell to network interruptions. Switch stacking ensures that even if one switch fails, the rest of the stack keeps your network running smoothly.

Optimized Connectivity: Leverage every port to its fullest potential. Switch stacking reduces the need for redundant links, ensuring optimal use of your network's capabilities.

Embrace switch stacking and unlock the full potential of your network, ensuring a seamless, scalable, and resilient infrastructure that's ready for the demands of tomorrow's business landscape. If you're looking to create engaging marketing content that highlights the benefits of switch stacking, I'm here to assist you in crafting a message that resonates with your target audience. Let's elevate your network together!

Usage Applications

Data Centers: The L3D-100XGF32-100GF switch can be used as the backbone and core of a Data center with its ability to handle massive data flows with low latency. Offering speed and efficiency.

Metro Networks: The AirLive switch can be placed in metropolitan area networks (MANs), where it can serve as a central hub managing high-speed traffic across the city.

Campus Networks: The Data Center switch can support a campus network, providing reliable connectivity for educational institutions or corporate campuses.

Enterprise Networks: The switch's utility in enterprise environments, offers great scalability and robustness. With connected devices like computers, VoIP phones, and conferencing systems.

High-Tech Facilities: For facilities requiring high power integrity, such as research labs or production studios, The AirLive Data Center switch comes with power redundancy for more reliable networking.



Advantages of Using Breakout

The L3D-100XGF32-100GF supports Breakout cable for the 100G port. This feature is particularly significant as networks demand more flexibility and higher bandwidth capabilities.

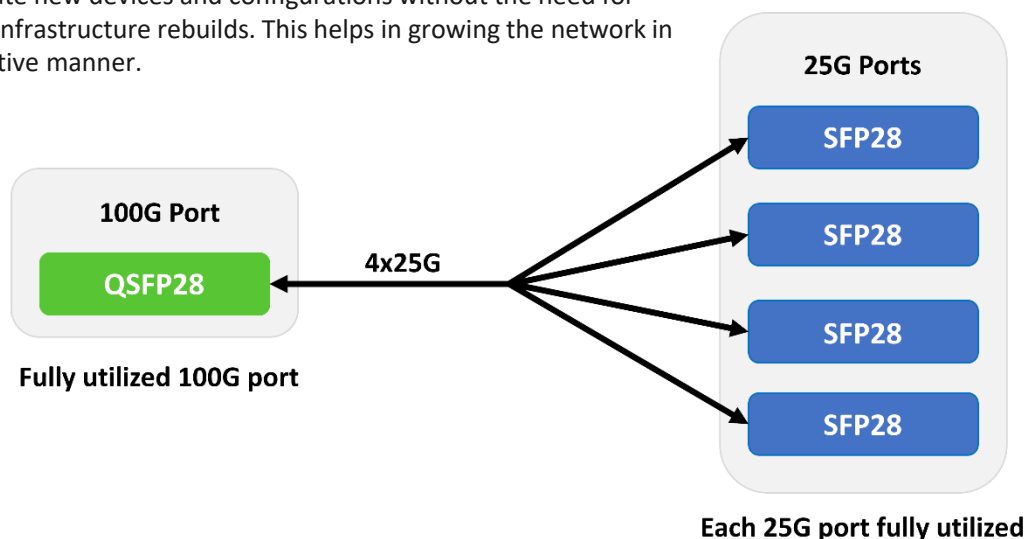
Breakout is a configuration that used the benefit of a high-bandwidth interface and "breaks it out" into multiple lower-bandwidth interfaces. Normally, this configuration applies to Ethernet switches where a high-speed port, such as a 100G QSFP28, is divided into multiple smaller connections, like 4x25G. This subdivision allows network engineers to connect to devices that require lower bandwidth connections while still fully and efficiently using the switch port resources.

Breakout mode is an invaluable feature for data centers transitioning from 10G/25G to 40G/100G networks, as it provides backward compatibility and a smoother migration path.

•**Flexibility:** Breakout allows network builders a varied connectivity for their needs within their network. For example, they can connect switches with 10Gbps ports to a 100Gbps switch without needing to upgrade all equipment to support 100Gbps interfaces.

•**Improved Port Utilization:** Instead of leaving a high-speed port underutilized because there aren't enough devices that work at that speed, breakout mode allows the connection of more devices at lower speeds, thereby utilizing the port's full capacity more effectively.

•**Scalability:** As network needs grow or change, breakout mode can help accommodate new devices and configurations without the need for immediate infrastructure rebuilds. This helps in growing the network in a cost-effective manner.



Strong L3 Multicast and Rich Multi-layer networking protocols

The L3D-100XGF32-100GF supports abundant multicast features. It features IPv4 IGMP, IGMP snooping and MLD snooping, great for any robust networking as well as IPv4 and IPv6 dynamic routing protocols like OSPF, IS-IS, BGP as well as OSPFv3, ISISv6 and BGP4+

The L3D-100XGF32-100GF comes with the complete Layer 3 managed function with comprehensive protocols and applications to facilitate the rapid service deployment and management for both the traditional L2 and L3 networks. With support for advanced features, including RIP, OSPFv3, BGP, BGP4+, etc., this switch is ideal for the traditional or fully-virtualized data center.

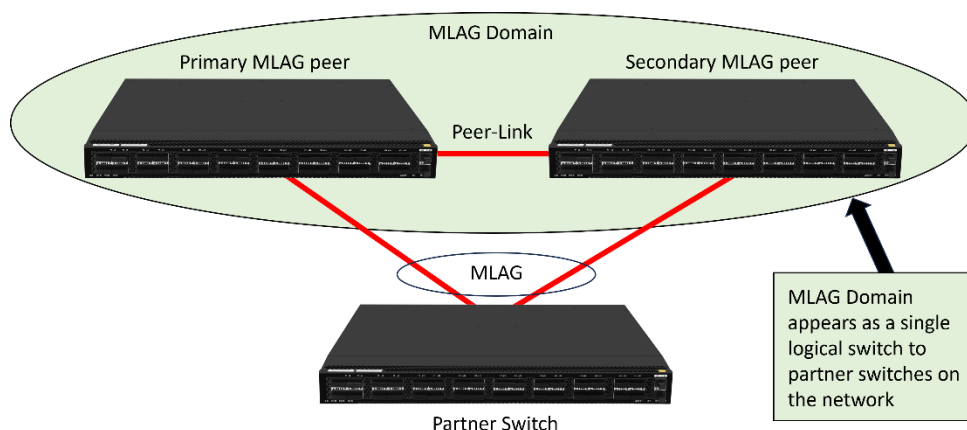
Heartbeat Interfaces

The L3D-100XGF32-100GF supports Heartbeat port. The 2 x 10G SFP+ port work as Heartbeat interface ports only. These ports are used to monitor the operational status of network switches. This way your network is more secure, and you will be able to notice issue or failures quicker.

MLAG (Multi-chassis Link Aggregation Group)

The AirLive L3D-100XGF32-100GF supports MLAG (multi-chassis link aggregation group) up to Max 64 Groups. MLAG is a non-standard protocol that implements link aggregation among multiple devices. The devices at both ends of the MLAG send MLAG negotiation packets through the peer-link. The main purpose of MLAG is to deliver system-level redundancy in the event one of the chassis fails. MLAG also has strong scalability as the capacity is not limited to a single device. This is very useful in those applications where a network needs to be extended to accommodate more clients. MLAG networks can be expanded without any downtime to the current existing network. Making it a very good solution for those locations where downtime is not wanted. MLAG can be used at various places in the network to eliminate bottlenecks and provide resiliency.

MLAGs provide an active-active split aggregation deployment across two switches acting as one. MLAG creates a more resilient network with higher bandwidth capabilities. The below image shows a basic example of a MLAG Domain. In the example, the peer switches are linked together with a special LAG (one or more cables as shown by the "Peer-Link" line in the picture), the peer link's primary purpose is exchanging MLAG control information between peer switches. Any non-management port on the switch can be used in the Peer-Link. With the Peer-Link configured, the two switches appear as a single switch to partner switches upstream and downstream. Each partner switch contains MLAGs that are simply LAGs (link aggregation groups) whose cables are split between the two peers. Primary and secondary peer roles are chosen automatically by the program when MLAG is enabled.



Discover the Power of LACP for Flawless Connectivity

Elevate your network's performance and reliability with the cutting-edge Link Aggregation Control Protocol (LACP)—a smart technology designed to streamline your connectivity. LACP, a feature of the IEEE 802.3ad standard, is the key to unlocking seamless link aggregation, ensuring your network is robust and efficient. Here's why LACP stands out:

Automated Pairing: Say goodbye to manual configurations and hello to effortless synchronization. LACP uses intelligent negotiation to form a dynamic link aggregation group (LAG), making network teamwork a breeze.

Error-Proof Networking: Eliminate the guesswork and reduce downtime. With LACP, mismatches in configurations are a thing of the past, ensuring a smooth, uninterrupted connection.

Self-Healing Links: Experience minimal disruption with LACP's ability to detect and adjust to link changes, keeping your data flowing even if a connection drops.

Universal Compatibility: LACP demands both ends of the link to speak the same language, guaranteeing a harmonious and stable network environment.

Choose LACP for a network that's not just connected but interconnected, where every link is a strong bond, driving your business forward with unmatched stability and speed. Ready to revolutionize your network? LACP is the solution you've been waiting for—innovative, reliable, and intelligent.

L3 OSPF Routes Management

Open shortest path first (OSPF) is a link-state routing protocol that is used to find the best path between the source, which is generally used in the same routing domain. Here, routing domain refers to an autonomous system (as), which refers to a group of networks that exchange routing information through a unified routing policy or routing protocol. In this as, all OSPF routers maintain the same database describing the as structure, which stores the state information of the corresponding links in the routing domain. It is through this database that OSPF routers calculate their OSPF routing tables.

As a link state routing protocol, OSPF transmits link state multicast data LSA (link state advertisement) to all routers in a certain area, which is different from distance vector routing protocol. The router running distance vector routing protocol passes part or all of the routing tables to its neighboring routers.

The L3D-100XGF32-100GF supports OSPF and OSPFv3.

VXLAN and EVPN virtualize your network

The L3D-100XGF32-100GF comes with Virtual eXtensible Local-Area Network, or VXLAN (network virtualization technology standard). It allows a single physical network to be shared by multiple different organizations, or “clients,” without any one client being able to see the network traffic of any other.

In this way, VXLANs are a discrete, private network segment within a shared physical network.

a VXLAN allows a physical network to be segmented into as many as 16 million virtual, or logical, networks. It works by encapsulating Layer 2 Ethernet frames into a Layer 4 UDP packet alongside a VXLAN header. When combined with an Ethernet virtual private network (EVPN)—which transports Ethernet traffic in virtualized networks using WAN protocols—VXLAN allows Layer 2 networks to be extended across a Layer 3 IP or MPLS network.

Because VXLANs are encapsulated inside a UDP packet, they can run on any network able to transmit UDP packets. The physical layout and geographic distance between nodes of the underlying network doesn’t matter, as long as the UDP data is forwarded from the encapsulating VXLAN Tunnel Endpoint to the decapsulating VXLAN Tunnel Endpoint .

When VXLAN is combined with EVPN, administrator can create virtual networks out of physical network ports on any physical network switches that support the VXLAN/EVPN standard and are part of the same Layer 3 network. For example, you could take a port from switch A, two ports from switch B, and another port from switch C and build a virtual network that appears to all the connected devices as a single physical network. Devices participating in this virtual network would be unable to see traffic in any other VXLANs or the underlying network layout.

L3 VLAN IP Routing Interface Management

The L3D-100XGF32-100GF provides 3 layers of VLAN interface, which is used to communicate with network layer devices. VLAN interface is a network layer interface, which can be configured with IP address. Before creating VLAN interface, the corresponding VLAN should be created first. With the help of VLAN interface, switches can communicate with other network layer devices. The ideal solution for enterprises, offers greater security, control and bandwidth conservation, and high-speed uplink.

The L3D-100XGF32-100GF supports Guest VLAN, Voice VLAN and QinQ among others.

L3 100G Data Center Switch with 100G uplink

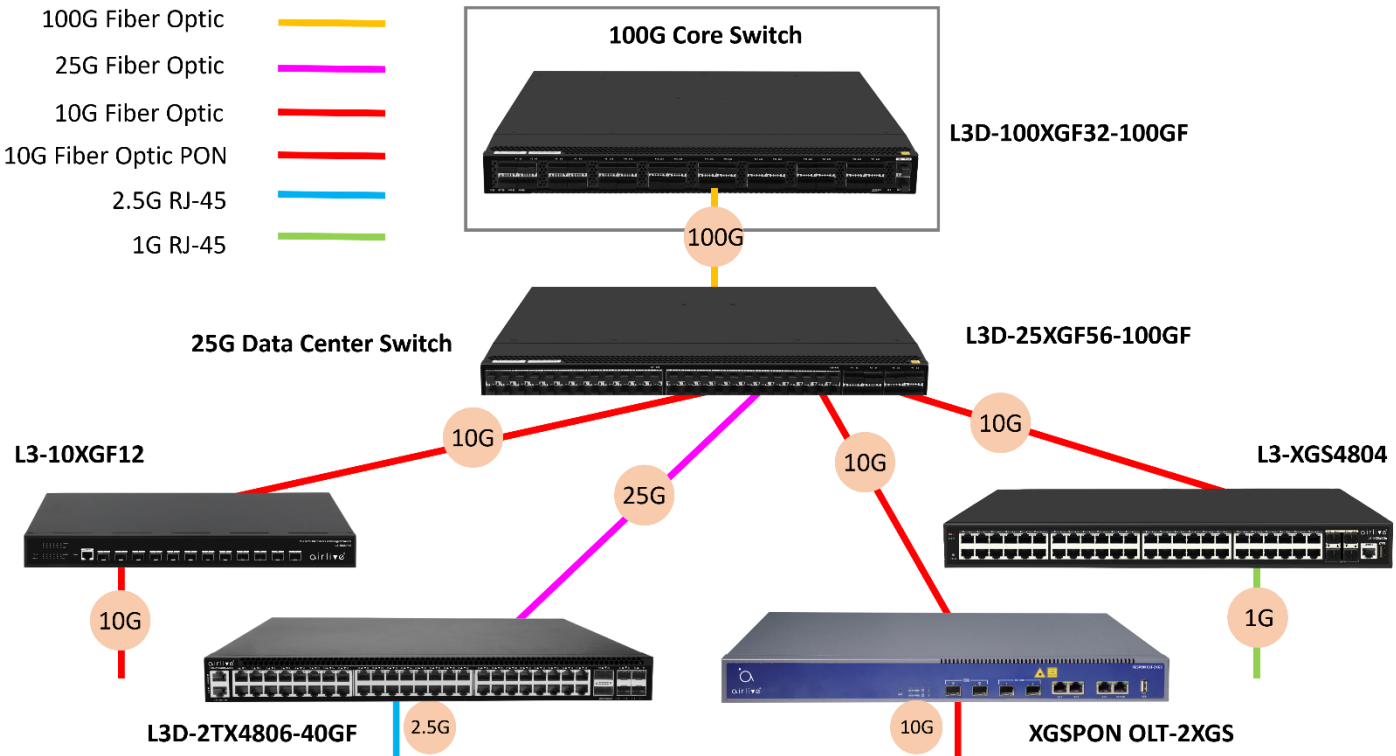
32-Port 100G QSFP28

L3D-100XGF32-100GF

airlive®

Super High-Speed Connectivity with 100G QSFP28

Use the AirLive L3D-100XGF32-100GF as the core link between all other switches in the network. Using its 100G Fiber ports to transfer large data fast and reliable.



Dual Redundant Power Supplies and Smart Fans

The AirLive L3D-100XGF32-100GF comes with dual power supplies and smart fans by default, providing high availability and longevity.

1+1 Dual AC PSU 500W, PSUs can be removed/replaced without shutting down the system (Hot-swappable).

2x Hot-swappable Dual Fan Modules, Variable-speed fans for superior cooling, noise and power reduction.

Support automatic fan temperature control, temperature monitoring, and fan alarm.

Optional DC: -40V~-57V Power module is also available when DC voltage is used at the install location.

Optional HVDC: 190~400V Power module is also available when a higher voltage is used at the install location.



Hot-swappable Power Input Hot-swappable Dual Fan Module USB Port Hot-swappable Dual Fan Module Hot-swappable Power Input

Console Port
Management Port



PSU 1



Slow Speed



Fast Speed



Slow Speed



Fast Speed



PSU 2

| Model | AirLive L3D-100XGF32-100GF |
|---|---|
| Hardware <ul style="list-style-type: none">Device Interface:<ul style="list-style-type: none">32 x 100G QSFP28 Ports2 x 10G SFP+ Ports (Heartbeat Interfaces Only)1 x RJ-45 Console Port, 1 x RJ-45 External Management Port, 1 x USB port.32 Port Total Standard <ul style="list-style-type: none">IEEE 802.3 : Ethernet MAC ProtocolIEEE 802.3ae : 10G Ethernet (optical fiber)IEEE 802.3by : 25G Ethernet (optical fiber)IEEE 802.3ba : 40/100G Ethernet (optical fiber)IEEE 802.3x : Flow ControlIEEE 802.3az : Energy Efficient EthernetIEEE 802.3ad : Link aggregationIEEE 802.1ab : LLDP/LLDP-MED (Link Layer Discovery Protocol)IEEE 802.1p : LAN Layer QoS/CoS Protocol Traffic Prioritization(Multicast filtering function)IEEE 802.1q : Virtual VLANIEEE 802.1x : User AuthenticationIEEE 802.1d : STPIEEE 802.1s : MSTPIEEE 802.1w : RSTP <ul style="list-style-type: none">LED Indicators:<ul style="list-style-type: none">Indicators ID, MST, PWR, RUN,ID: Off: The ID indicator is disabled and is in the default state. On: This indicator is used for on-site location. O&M personnel remotely control the ID indicator to turn on or off.MST: Off: The device is not the master stack device. On: The device is the main stacking device or the device that is not stacked.PWR: On: Powered On: Powered Off.RUN: On: The device is powered on, but the software is not running. Flashing slowly: The device is running normally.Port indicator: Flashing: The link is being transmitted. Off: The link is down.Mechanical<ul style="list-style-type: none">Solid metal 19" 1U rack-mountable2 x Hot-swappable Dual Fan Module Switch Architecture Performance <ul style="list-style-type: none">Switching Performance<ul style="list-style-type: none">Bandwidth: 6.4TbpsPacket Forwarding Rate: 2000MppsDDR SDRAM: 8GBFlash Memory: 512MBPackage cache: 32MbitMAC Address: 96KJumbo frame: 9216BytesVLANs: 4K, ;MTBF: 100000 hour | Fiber Medium: <ul style="list-style-type: none">Multi-mode Fiber: 50/125 、 62.5/125 、 100/140umSingle-mode Fiber: 8/125 、 8.7/125 、 9/125 、 10/125um Software Function <ul style="list-style-type: none">VLAN type:<ul style="list-style-type: none">Support 4K VLANs; 1:1 and N: 1 802.1p-based VLAN Mapping; VLAN based on MAC, protocol and IP; Guest VLAN, Voice VLAN; QinQ, enhanced flexible QinQIP Routing:<ul style="list-style-type: none">Support IPv4 and IPv6 static routes. GRE tunnel; Equal-cost routing; Policy routingMulticast:<ul style="list-style-type: none">Support IPv4 dynamic routing protocols such as OSPF, IS-IS, and BGPSupport IPv6 dynamic routing protocols such as OSPFv3, ISISv6, and BGP4+Support IGMP, IGMP Snooping, MLD SnoopingVXLAN:<ul style="list-style-type: none">Support VXLAN Layer 2 switching, route switching, and Layer 3 gateway; EVPN VXLAN; IPv6 VXLAN over IPv4xSTP:<ul style="list-style-type: none">STP: Spanning-Tree ProtocolRSTP: Rapid Spanning-Tree ProtocolMSTP: Multi-instance Spanning-Tree ProtocolSupport BPDU protection, Root protection, loop protection; BDPDU Tunnel. Supports cross-device link aggregationBFD sessions can be bound to static routes, VRRP, OSPF, IS-IS, BGP, and RIPQoS:<ul style="list-style-type: none">Support L2-L4 packet filtering based on MAC, IP, port, protocol, IP ToS, 802.IP priority, VLAN ID, and SVLAN IDSupport VLAN range filtering; Support time-based ACLsSupport DLF storm suppression, multicast storm suppression, broadcast storm suppressionSupport port-based bandwidth limiting; stream/VLAN-based bandwidth limiting (single-speed two-color); the flow of single-speed three-color, two-speed three-color; flow-based priority scheduling and priority mappingSupport SP/PQ, DRR, SP/PQ+DRR and other scheduling algorithms; queue tail drop, WRED and other queue cache management policiesEach port supports 8* QoS hardware priority queues. Support 802.1p, DSCP/ToS priorityIPv6:<ul style="list-style-type: none">Support Neighbor Discovery (ND) and PMTUSupport IPv6 Ping and IPv6 TelnetSupport ACLs based on source IPv6 address, destination IPv6 address, Layer 4 port, and protocol typeSupport IPv4 and IPv6 dual stack; Support a variety of tunnel technologies |

* Specification will be changed without prior notice

* All trademarks, logos and brand names are the property of their respective owners.

AirLive

| Model | AirLive L3D-100XGF32-100GF |
|---|---|
| <div>Management and Maintenance<ul style="list-style-type: none">Safety feature:<p>Support hierarchical user rights management and hierarchical command line protection. 802.1x, RADIUS, and TACACS+ authentication</p><p>Support user level number limit; user binding (port, source MAC, source IP address access control); SNMP login terminal restrictions; SSH v2.0</p><p>Anti-ARP attacks, DDoS attacks; Support IP Source Guard; Support black hole MAC; Support number of MAC addresses limit</p>Configuration & Maintenance:<p>Support terminal services Console, Telnet, and SSH</p><p>Support SNMPv1/v2/v3 and other network management protocols. Support common feature standard MIB</p><p>Support NETCONF network management protocol</p><p>Support FTP, TFTP upload, download files;</p><p>Support unified management of logs, alarms, and debugging information.</p><p>Support user operation log</p><p>Support RMON</p><p>Support port mirroring, flow mirroring; BootROM upgrade, remote online upgrade, hot patch</p>Green energy saving:<p>Support automatic fan temperature control, temperature monitoring, and fan alarm</p></div> | <div>Power<ul style="list-style-type: none">1+1 Redundant Power Input: AC100~240VACPower Supply Max: 500WOptional: DC: -40V~-57V, rated voltage -48VOptional: HVDC: 190~400V, rated voltage 240V/336VEnvironment<ul style="list-style-type: none">Operating Temperature: 0°C to +40°CStorage Temperature: -40°C to +70°CWorking Humidity: 10%~90%, non-condensingStorage Humidity: 5%~95%, non-condensingStandard package of switch<ul style="list-style-type: none">Product size: 44.0 x 42.0 x 4.4 cm(L*W*H)Product Weight: <8kgPackage Dimensions: 58.5 x 63.5 x 7.0cm(L*W*H)Package Weight: N.W: / G.W:Package content: Switch x 1, QIG x 1, Power Supply x 2, Power cord x 2, Rack ear x 1Standard carton package<p>Carton Dimensions: 58.5 x 63.5 x 7.0cm (L*W*H)</p><p>Packing QTY: 1 PCS</p><p>Packing weight: kg</p>Ordering Information<ul style="list-style-type: none">Model:<p>L3D-100XGF32-100GF</p>Name:<p>L3 100G Data Center Switch with 100G uplink . 32-Port 100G QSFP28</p></div> |

* Specification will be changed without prior notice

* All trademarks, logos and brand names are the property of their respective owners.

AirLive